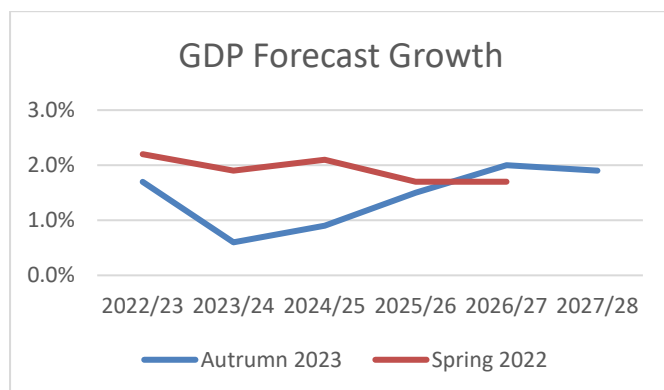


APPENDIX B

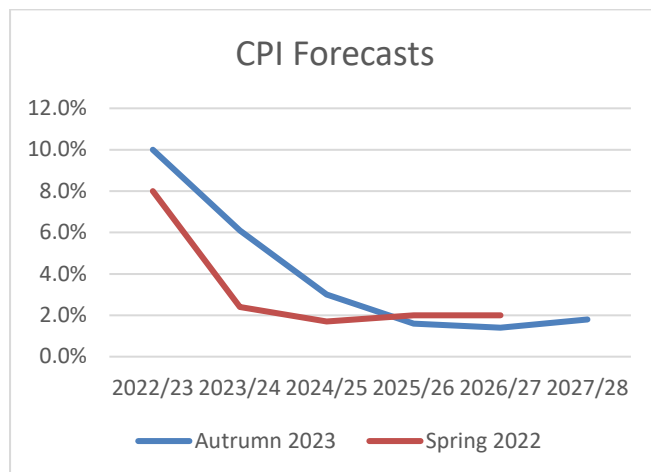
KEY OFFICE FOR BUDGET RESPONSIBILITY FORECAST INCLUDED IN AUTUMN STATEMENT 2023

Forecast GDP (Gross Domestic Product) growth



This chart shows GDP growth has reduced since the Spring 2022 Statement which then impacts on the total resources available for public sector services.

Forecast CPI Inflation



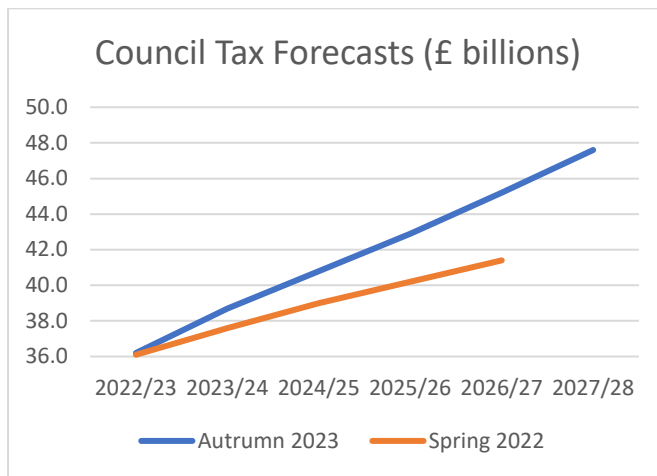
This chart shows the forecast annual CPI rates and shows that inflation will be higher and last longer than forecast in the Spring 2022 Statement.

This will result in continued pressures on public sector budgets.

The November 2023 fall in CPI to 3.9% (October 2023 4.6%) was greater than the OBR forecast.

The inflation outlook remains uncertain and will continue to be impacted by international events, such as the recent attacks in the Red Sea and the ongoing war in Ukraine.

Forecast Council Tax receipts



This chart shows continuing increase in Council Tax income from a combination of housing growth and annual council tax increases.

Without this increased income there will be further pressure on services as the loss of this income will not be replaced with higher Government grants.